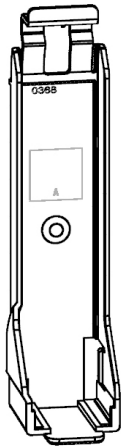


- CARTCLIP® has been developed to seal and to protect inkjet cartridges from drying out, damages or pollution during transport and storing.
- This item is delivered unassembled (1 clip + 1 elastomer-seal).
- Please always install the seal with clean and dry hands only as shown in the figures below.
- Avoid all additional treatment of the seal, i.e. cleaning with solvents or other cleaning solutions.
- Store Clip and seal always clean and dry until the cartridge is installed. Protect from Sunlight.

40100081(A/E)

40100084



Clip

90700368

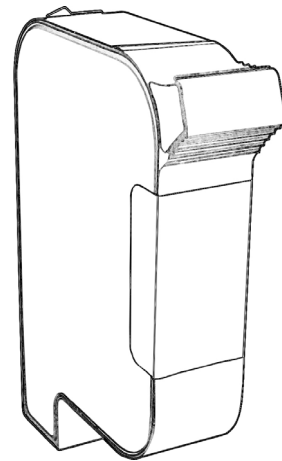


BluePad / GelPad

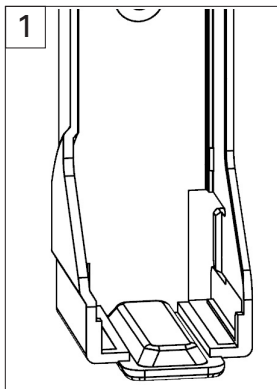
90700362 / 90700361

For use with

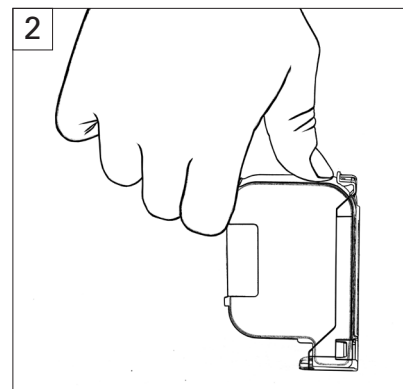
Hewlett Packard TIJ 2.5



Installation instructions



1
Install the seal in the center of the clip.



2
IMPORTANT!

Efficiently insert the print head into the clip. Press once shortly on the print head as shown in the picture.

The shown cartridges are not part of delivery! Applications, uses and processing of the purchased goods, as well as their examination for suitability to the intended procedures and purposes, exclusively lie in the buyer's responsibility. All brand names mentioned in this document are trademarks of their respective owners, only used for identification purposes. CartClip® is a registered trademark licensed to BOWAJET GmbH, Germany. Subject to change.



Data sheet to the nature of the packaging materials